





























Chemical Dosing Chart

Product	CLP	Area of Use	How to Use			
WINDMILL REFILL WARRIOR Acidic Toilet Cleaner Descaler 		Toilets	Lower water level with toilet brush, apply product under rim and allow contact time of 1-2 minutes, agitate with brush and then flush toilet.	Use Neat	N/A	N/A
WINDMILL REFILL INVINCIBLE Bactericidal Cleaner 		Washroom Areas and Hard Surfaces	For cleaning any hard surface in the washroom or general areas. Spray on and wipe off.	 x 2	 x 4	 x 8
WINDMILL REFILL CAPTAIN LEMON Alkaline Hard Surface Cleaner 		Hard Floors	For cleaning any hard surface in general areas. Spray on and wipe off.	 x 1	 x 3	 x 6
WINDMILL REFILL CONTESTER Heavy Duty Degreaser 		Degreasing and Oven Cleaning	Spray onto surfaces, allow contact time, agitate and rinse/wipe away.	20ml	60ml	120ml
WINDMILL REFILL GLEAM PLUS Glass and Mirror Cleaner 	N/A	Glass Cleaner	For all internal glass and mirror cleaning. Spray on very sparingly and buff off with a clean microfiber cloth.	Use Neat	N/A	N/A
WINDMILL REFILL VICTORY Acidic Foaming Washroom Cleaner 		Washrooms/ Showers	Foaming washroom cleaner for deep cleaning washrooms, descaling and shower cleaning. Use foaming trigger spray or pressure sprayer—wet surface, foam onto surfaces, allow contact time, agitate and rinse away.	Use Neat	N/A	N/A
WINDMILL REFILL ODOUR FORCE CHERRY Cherry Deodoriser 	 	Deodoriser/ Air Freshener	Spray onto fabric/upholstery/carpets to deodorise areas after cleaning. Can be used up to neat for extreme applications. This can also be used in a	Can be used at a range of dilutions ranging from 1:100 to Neat		
WINDMILL REFILL ODOUR FORCE LEMON Cherry Deodoriser 		Deodorising/ Odour Elimination	Dilute 5 parts water to 1 part Odour Force Lemon and apply directly to the area of soiling and leave to work (do not rinse). Great for urine/vomit/protein based	 x 4	N/A	N/A

HOW TO REFILL RECHARGER BOTTLES



1. Open cap and push down the white plastic insert inside the bottle



2. Use the aeroflow tap on the 10L bottle to fill the 1L bottle



3. Screw the black cap back on the bottle until you hear a 'click'



4. Rotate the bottle upside down to fill the chamber





















5. If required adjust dilution by tilting the bottle



6. Dilute into your bucket or spray bottle



Chemical Dosing Chart

Product		CLP	Area of Use	How to Use			
WINDMILL REFILL WARRIOR Acidic Toilet Cleaner Descaler			Toilets	Lower water level with toilet brush, apply product under rim and allow contact time of 1-2 minutes, agitate with brush and then flush toilet.	Use Neat	N/A	N/A
WINDMILL REFILL INVINCIBLE Bactericidal Cleaner			Washroom Areas and Hard Surfaces	For cleaning any hard surface in the washroom or general areas. Spray on and wipe off.	 x 2	 x 4	 x 8
WINDMILL REFILL CAPTAIN LEMON Alkaline Hard Surface Cleaner			Hard Floors	For cleaning any hard surface in general areas. Spray on and wipe off.	 x 1	 x 3	 x 6
WINDMILL REFILL Eliminator Max Extreme performance Bactericidal and Viricidal Cleaner			All Touch Points/Hard Surfaces	High grade sanitiser for all touch point cleaning. Clean surface and spray onto surface, allow 1 minute contact time and wipe away	 x 2	N/A	N/A

Safe Use of Chemicals

Never mix chemicals
Dilute chemicals accurately
Always add chemical after water

Ensure spray bottles are correctly labelled
Store chemicals safely and securely
Keep chemicals away from children
Always read the label before using

Blue

General Areas

Classrooms

Corridors

Halls

Green

Kitchens

Kitchen

Food Prep Areas

Red

Washrooms

Toilets/Urinals

Washroom Floors

Washroom Surfaces

Yellow

Washroom Surfaces

Sinks

Taps

Cubicles

Washroom Walls

HOW TO REFILL RECHARGER BOTTLES



1. Open cap and push down the white plastic insert inside the bottle



2. Use the aeroflow tap on the 10L bottle to fill the 1L bottle



3. Screw the black cap back on the bottle until you hear a 'click'



4. Rotate the bottle upside down to fill the chamber



5. If required adjust dilution by tilting the bottle



6. Dilute into your bucket or spray bottle